

FIRE DOORS



0800 035 6827
lfsfire.co.uk



OUR ACCREDITATIONS & CERTIFICATIONS



Enhanced Security Door
Fire Door Manufacturer
Fire Door Maintenance
Fire Door Installation



CONTENTS

2

ABOUT LFS

9

SECTORS

4

OUR FIRE DOORS

10

DOOR FINISHES

6

FRONT ENTRANCE
DOOR SETS

12

SUSTAINABILITY

8

COMMUNAL
DOOR SETS

13

PARTNERING
WITH LFS



0800 035 6827
lfsfire.co.uk

ABOUT LONDON FIRE SOLUTIONS

As passive fire protection specialists, LFS supply fire rated doors and screens to the education, healthcare, social housing, leisure, commercial and residential sectors.

We work with local authorities, housing organisations, architects and main contractors, providing on-site and off-site technical support across the UK.



From our purpose-built facility in Kent, we use specialist machinery and experienced technicians to manufacture bespoke Fire & Enhanced Security Doors and Screens which are primary tested and certified ready for installation.

For more than a decade, we have worked closely with industry bodies, suppliers, clients and partners. We believe collaboration is the key to continual improvement, ensuring our products offer the highest levels of quality, efficiency and reliability.



Since our inception in 2011, our team has grown to ~150 colleagues, working to manufacture, install, maintain, repair and supply fully certified fire door sets nationwide. Take a peek behind our factory door with factory tours available by appointment.

OUR PREMISES

Operating from our purpose-built manufacturing unit in Kent, covering 21,000 square feet of manufacturing capacity. With state-of-the-art machinery, cutting-edge technology, and a highly qualified team, LFS are able to supply a fully compliant range of fire doors in bespoke and standard sizes.

In addition to our excellent manufacturing facility, our team will work with you by providing technical support and on-site operational visits as we value every client.



OUR THIRD PARTY CERTIFICATION

- FSC® Chain of Custody Certified organisation
- BMTRADA Q Mark fire door manufacture
- BMTRADA Q Mark enhanced security
- Secured by Design
- PAS24:2016 compliant
- Fire, smoke and acoustic tested products
- UKCA Certification
- Thermal U value tested doorsets



Contact us for a copy of full documentation.

OUR FIRE DOORS

The LFS range of fire doors includes FD30 and FD60 front entrance and communal doors and screens.

Rest assured that all doors supplied by LFS will come with comprehensive technical support, training and installation guidelines as standard. We also offer maintenance and repair services to ensure hassle-free lifelong performance, giving you peace of mind.

WHY CHOOSE LFS?

We founded our business on more certification than other operators in the field, so that we get things 'right first time.'

- **UKAS laboratory tested products**
- **Bespoke Applications to ensure accuracy**
- **Installation and technical data sheets supplied**
- **On-site and off-site technical support as standard**
- **Factory visits are welcomed by appointment**
- **BM TRADA Q Mark fire door manufacture**
- **ISO9001, ISO14001 and ISO45001 accreditations**
- **BWF Fire Door Alliance members**
- **FSC® Chain of Custody Certification**
- **ASDMA members**
- **Preferred supplier to 40+ local authorities**
- **UK manufacturer with nationwide coverage**
- **Sustainable products**




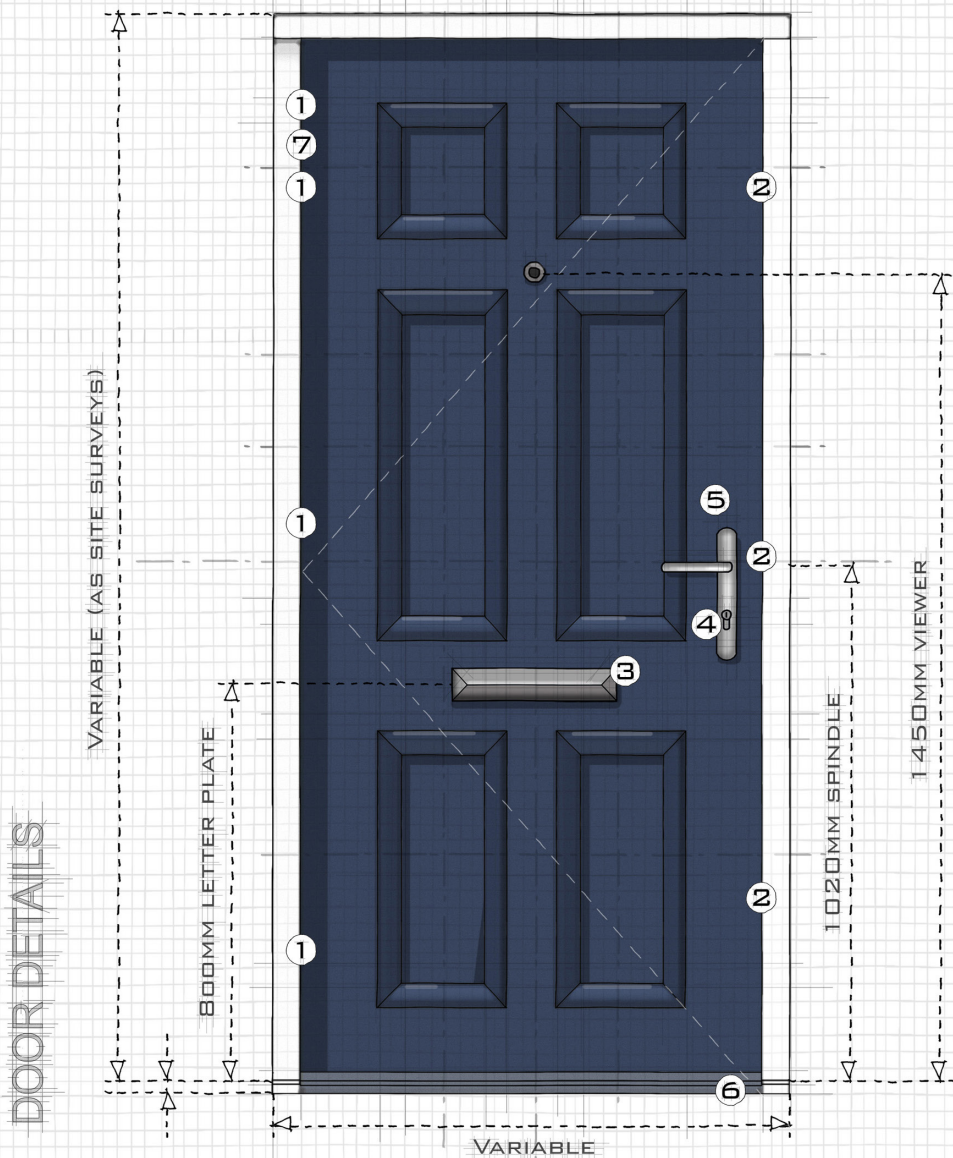
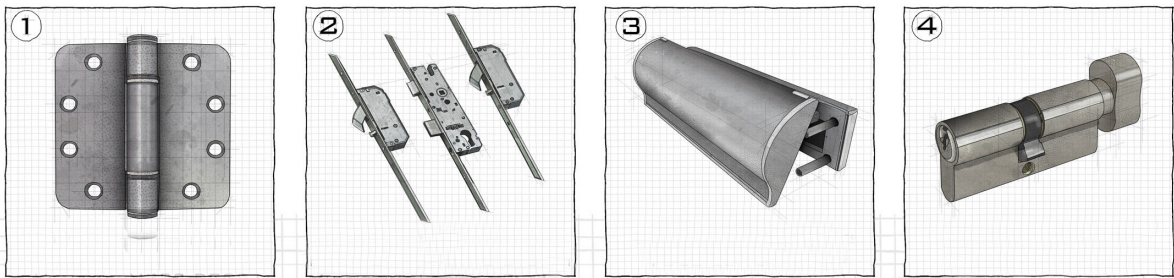
ORDER DOORS USING OUR BESPOKE APP

- The App provides you with the convenience of submitting your measurements for a fast-track service.
- It's completely bespoke and simplifies the process of door surveying and assures an accurate and speedy delivery of your fire doors.
- Submit your measurements and work starts immediately.

SECURED BY DESIGN FIRE RATED DOOR SET



Other ironmongery available on request.



Available in the following finishes;
Polished Chrome,
Polished Gold
or **Stainless Steel.**

FRONT ENTRANCE DOORSETS



Bellenden
Our most popular front entrance door



GET THE LOOK YOU LOVE

Choose from a selection of finishes including painted, veneer or laminate, as well as fire-rated ironmongery including letter plate, door viewer, lock and handle.

Richmond



Albion



Mayflower



Saracen



Nova



Victory



Nero



Glengall



Other designs available upon request

FLAT ENTRANCE DOORS

We offer a full range of accredited PAS24 flat entrance fire doors. Our door sets are Q-Mark BM TRADA certified and come with full warranty for peace of mind.

UKCA EXTERNAL DOORS

Our range of flush and glazed external front entrance door sets are UKCA accredited and enhanced security, with fire and smoke performance.

Orla



Rochester



Juno




Ruby



ADDITIONAL PERFORMANCE CHARACTERISTICS

We fulfill the industry requirements of our door sets in more than just fire and smoke performance. We know how important it is to ensure correct specification so LFS have gained primary test evidence to support thermal transmittance, acoustics, weathertightness, operational and strength performance characteristics.

COMMUNAL DOOR SETS



Other designs available upon request

SECTORS



Our solutions are tailored to suit the needs of our clients and regulatory guidelines across a range of industries including, but not limited to: private and social housing, commercial, hospitality and leisure, education, healthcare, care homes and listed buildings.



CARE HOMES



SOCIAL HOUSING



PRIVATE HOUSING



COMMERCIAL



HEALTHCARE



EDUCATION













DOOR FINISHES

Our range of doors are available in a variety of finishes, including paint grade, laminate and veneer options.


PAINT FINISHES

					
RAL 1004 Dark Golden Yellow	RAL 1007 Chrome Yellow	RAL 1018 Zinc Yellow	RAL 1021 Cadmium Yellow	RAL 1023 Traffic Yellow	RAL 3000 Flame Red
					
RAL 3001 Signal Red	RAL 3003 Ruby Red	RAL 3005 Wine Red	RAL 3007 Black Red	RAL 3020 Traffic Red	RAL 4003 Heather Violet Red
					
RAL 5002 Ultra marine Blue	RAL 5003 Sapphire Blue	RAL 5005 Signal Blue	RAL 5010 Gentian Blue	RAL 5011 Steel Blue	RAL 5013 Cobalt Blue
					
RAL 5014 Pigeon Blue	RAL 5015 Middle Sky Blue	RAL 5017 Traffic Blue	RAL 5021 Water Blue	RAL 6001 Emerald Green	RAL 6002 Leaf Green
					
RAL 6005 British Racing Green	RAL 6009 Fir Green	RAL 6012 Black Green	RAL 6016 Turquoise Green	RAL 6018 Yellow Green	RAL 6019 Pastel Green
					
RAL 6020 Chrome Green	RAL 6034 Pale Turquoise Green	RAL 7001 Silver Grey	RAL 7004 Signal Grey	RAL 7005 Mouse Grey	RAL 7012 Basalt Grey
					
RAL 7015 Slate Grey	RAL 7016 Charcoal/Anthracite Grey	RAL 7022 Umber Grey	RAL 7024 Graphite Grey	RAL 7031 Blue Grey	RAL 7035 Pale Grey
					
RAL 7038 Agate Grey	RAL 7042 Traffic A Grey	RAL 7043 Traffic B Grey	RAL 8016 Mahogany Brown	RAL 8017 Chocolate Brown	RAL 9004 Signal Black
					
RAL 9005 Jet Black	RAL 9011 Graphite Black	RAL 9016 Traffic White	RAL 9017 Traffic Black		


VENEER FINISHES

					
Ash	Beech	Cherry	Dark Walnut Crown	Dark Walnut Quarter	Maple
					
Oak Crown	Oak Quarter	Sapele Crown	Sapele Quarter	Walnut	White Ash


LAMINATE FINISHES




Polar White




Clear Maple




Elegant Oak




Formal Walnut




Light Oak



Macchiato Walnut



Birch



Natural Ash



Absolute White



Red Suede



Light Orange



Lime




Dark Grey




Dust




Electric Blue




Bavarian Beech



Lorraine Walnut



Primeval Oak



Steamed Bouche

STAIN FINISHES



J007T Pine

J006T Light Oak

J043T Douglasie

J255T Sapele

J914T Walnut

J073T Old Pine

J065T Olive Green

Extensive range of additional paint, veneer & laminate finishes are available upon request.

SUSTAINABILITY

JUST ONE TREE

We're proud supporters of Just One Tree, a non-profit organisation working to remove CO2 from the atmosphere through global reforestation. For every door we manufacture, we plant a tree somewhere in the world through our donation to Just One Tree. **1 door manufactured = 1 tree planted.**

LFS' collaboration with Just One Tree resulted in over 3,000 trees planted in 2023.

FSC®

The Forest Stewardship Council (FSC) is an international, non-governmental organisation. Their mission is to promote environmentally appropriate, socially beneficial, and economically viable management of the world's forests through education and certification. As an FSC® Chain of Custody Certified organisation, LFS ensures its timber is FSC® certified, meaning we can track its journey from forest to factory floor.



ISO 14001:2015

ISO 14001 is the internationally recognised standard for environmental management systems (EMS). It provides a framework for organisations to design and implement an EMS, and continually improve their environmental performance. By adhering to this standard, LFS has shown we are taking proactive measures to minimise our environmental footprint, comply with relevant legal requirements, and achieve our environmental objectives.

As we continue to look for new ways to reduce our carbon footprint, we are committed to working ethically to develop and implement processes which lead to a greener future.

Scan the QR code to find out how we do our part to reduce, reuse, recycle.

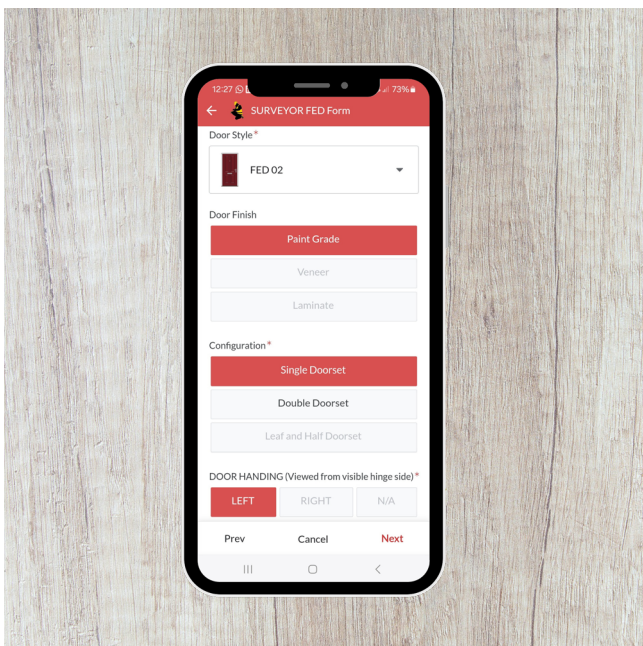




Bespoke 21,000sqft factory with tours for you and/or your clients available with or without LFS input.



With a fleet of 56 service vans and a large team, we can offer planned and reactive on-site technical support.



LFS Measuring App means manufacturing can begin before your surveyor leaves site.



Complete transparency with our primary test evidence without the need for an NDA.

...and so much more.

Contact us to discuss our partnership options today.



0207 237 0958
0800 035 6827
sales@lfsfire.co.uk
lfsfire.co.uk

Pentland House,
Saracen Close,
Gillingham, Kent,
ME8 0QN

